



Pattern Collection: Accessories



Rainbow Bricks Shawl

Designed by Universal Yarn Design Team

SIZE

One Size

FINISHED MEASUREMENTS

Length: 60"

Width (at widest point): 22¾"

MATERIALS

Universal Yarn Classic Shades Frenzy
(70% acrylic, 30% wool; 100g/158 yds)

- 913 Cellar Door (MC) – 1 skein

Universal Yarn Deluxe Worsted Superwash (100% superwash wool; 100g/220 yds)

- 773 Phantom Heather (CC) – 1 ball

Needle: US Size 10.5 (6.5 mm) or size needed to obtain gauge

Notions: Tapestry needle

GAUGE

14 sts x 20 rows = 4" in Slip Stitch patt

Save time, check your gauge.

Knit. Relax. Smile. Repeat!

2020 © Universal Yarn, Inc.

All rights reserved.

This pattern may not be reproduced for business, trade or sale.

PATTERN NOTES

Rainbow Brick has got to be one of the best desserts. When you bite into the cake, you get these gorgeous pops of color, and the taste is oh-so decadently sweet. This shawl reminds us of the Rainbow Brick cake in the best of ways; pops of lovely colors, a sweet shape, and a fun pattern to work while knitting.

This shawl is worked flat on the bias. Two stitches are cast on for the point, and stitches are gradually increased. In this pattern all slipped stitches are worked purlwise with yarn in back on RS rows and purlwise with yarn in front on WS rows.

When working in Slip Stitch pattern, color changes occur every two rows. Do not break yarn at each color change. Instead, twist the strands of yarn around one another every RS row.

STITCH GUIDE

Slip Stitch

(multiple of 4 sts)

Row 1 (RS): With CC, knit.

Row 2 (WS): With CC, purl.

Row 3: With MC, * k3, sl 1 wyib; rep from * to end.

Row 4: With MC, * sl 1 wyif, p3; rep from * to end.

Rows 5-6: Rep rows 1-2.

Row 7: With MC, * sl 1 wyib, k3; rep from * to end.

Row 8: With MC, * p3, sl 1 wyif; rep from * to end.

Rep Rows 1-8 for patt.

SHAWL

Tip

With CC, cast on 2 sts.

Row 1 (RS): Knit.

Row 2 (WS): Knit.

Row 3: K1, m1, k1 – 1 st inc'd, 3 sts.

Row 4: Knit. Join MC, do not break CC.

Row 5: With MC, k2, m1, k1 – 1 st inc'd, 4 sts.

Row 6: With MC, knit.

Row 7: With CC, k2, m1, k2 – 1 st inc'd, 5 sts.

Row 8: With CC, knit.

Row 9: With MC, k3, m1, k2 – 1 st inc'd, 6 sts.

Row 10: With MC, knit.

Row 11: With CC, k3, m1, k3 – 1 st inc'd, 7 sts.

Row 12: With CC, knit.

Row 13: With MC, k4, m1, k3 – 1 st inc'd, 8 sts.

Row 14: With MC, knit.

Shawl Body

Row 1 (RS): With CC, k3, pm, k2tog, m1, pm, k3.

Row 2 (WS): With CC, k2, p1, sl m, purl to m, sl m, p1, k2.

Row 3: With MC, k2, sl 1, sl m, knit to m, m1, sl m, sl 1, k2 – 1 st inc'd, 9 sts.

Row 4: With MC, k2, sl 1, sl m, purl to m, sl m, sl 1, k2.

Row 5: With CC, k3, sl m, k2tog, knit to m, m1, sl m, k3.

Row 6: With CC, k2, p1, sl m, purl to m, sl m, p1, k2.

Row 7: With MC, k2, sl 1, sl m, k1, sl 1, k1, m1, sl m, sl 1, k2 – 1 st inc'd, 10 sts.

Row 8: With MC, k2, sl 1, sl m, p2, sl 1, p1, sl m, sl 1, k2.

Rows 9-10: Rep Rows 5-6.

Row 11: With MC, k2, sl 1, sl m, k2, sl 1, k1, m1, sl m, sl 1, k2 – 1 st inc'd, 11 sts.

Row 12: With MC, k2, sl 1, sl m, p2, sl 1, p2, sl m, sl 1, k2.

Rows 13-14: Rep Rows 5-6.

Row 15: With MC, k2, sl 1, sl m, k3, sl 1, k1, m1, sl m, sl 1, k2 – 1 st inc'd, 12 sts.

Row 16: With MC, k2, sl 1, sl m, p2, sl 1, p3, sl m, sl 1, k2.

Row 17: With CC, k3, sl m, k2tog, work Row 1 of Slip Stitch patt to m, m1, sl m, k3.

Row 18: With CC, k2, p1, sl m, p1, work Row 2 of Slip Stitch patt to 1 st bef m, p1, sl m, p1, k2.

Row 19: With MC, k2, sl 1, sl m, sl 1, work Row 3 of Slip Stitch patt to 1 st bef m, k1, m1, sl m, sl 1, k2 – 1 st inc'd, 13 sts.

Row 20: With MC, k2, sl 1, sl m, p2, work Row 4 of Slip Stitch patt to 1 st bef m, sl 1, sl m, sl 1, k2.

Row 21: With CC, k3, sl m, k2tog, work Row 5 of Slip Stitch patt to 1 st bef m, k1, m1, sl m, k3.

Row 22: With CC, k2, p1, sl m, p2, work Row 6 of Slip Stitch patt to 1 st bef m, p1, sl m, p1, k2.

Knit. Relax. Smile. Repeat!

2020 © Universal Yarn, Inc.

All rights reserved.

This pattern may not be reproduced for business, trade or sale.



Row 23: With MC, k2, sl 1, sl m, k1, work Row 7 of Slip Stitch patt to 2 sts bef m, sl 1, k1, m1, sl m, sl 1, k2 – 1 st inc'd, 14 sts.

Row 24: With MC, k2, sl 1, sl m, p2, sl 1, work Row 8 of Slip Stitch patt to 1 st bef m, p1, sl m, sl 1, k2.

Row 25: With CC, k3, sl m, k2tog, k2, work Row 1 of Slip Stitch patt to m, m1, sl m, k3.

Row 26: With CC, k2, p1, sl m, p1, work Row 2 of Slip Stitch patt to 3 sts bef m, p3, sl m, p1, k2.

Row 27: With MC, k2, sl 1, sl m, k2, sl 1, work Row 3 of Slip Stitch patt to 1 st bef m, k1, m1, sl m, sl 1, k2 – 1 st inc'd, 15 sts.

Row 28: With MC, k2, sl 1, sl m, p2, work Row 4 of Slip Stitch patt to 3 sts bef m, sl 1, p2, sl m, sl 1, k2.

Row 29: With CC, k3, sl m, k2tog, k2, work Row 5 of Slip Stitch patt to 1 st bef m, k1, m1, sl m, k3.

Row 30: With CC, k2, p1, sl m, p2, work Row 6 of Slip Stitch patt to 3 sts before m, p3, sl m, p1, k2.

Row 31: With MC, k2, sl 1, sl m, k3, work Row 7 of Slip Stitch patt to 2 sts bef m, sl 1, k1, m1, sl m, sl 1, k2 – 1 st inc'd, 16 sts.

Row 32: With MC, k2, sl 1, sl m, p2, sl 1, work Row 8 of Slip Stitch patt to 3 sts bef m, p3, sl m, sl 1, k2.

Rep Rows 17-32, 16 more times, then rep Rows 17-25, 1 time – 66 sts inc'd, 82 sts. Break MC. With CC, bind off all sts kwise.

FINISHING

Gently wash and block to finished measurements. Weave in ends.

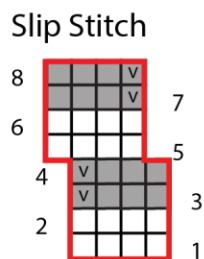
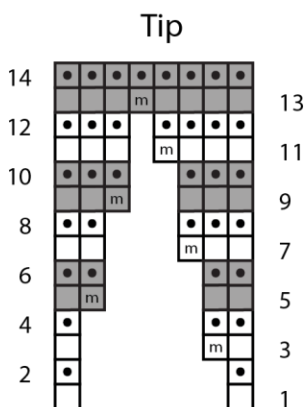
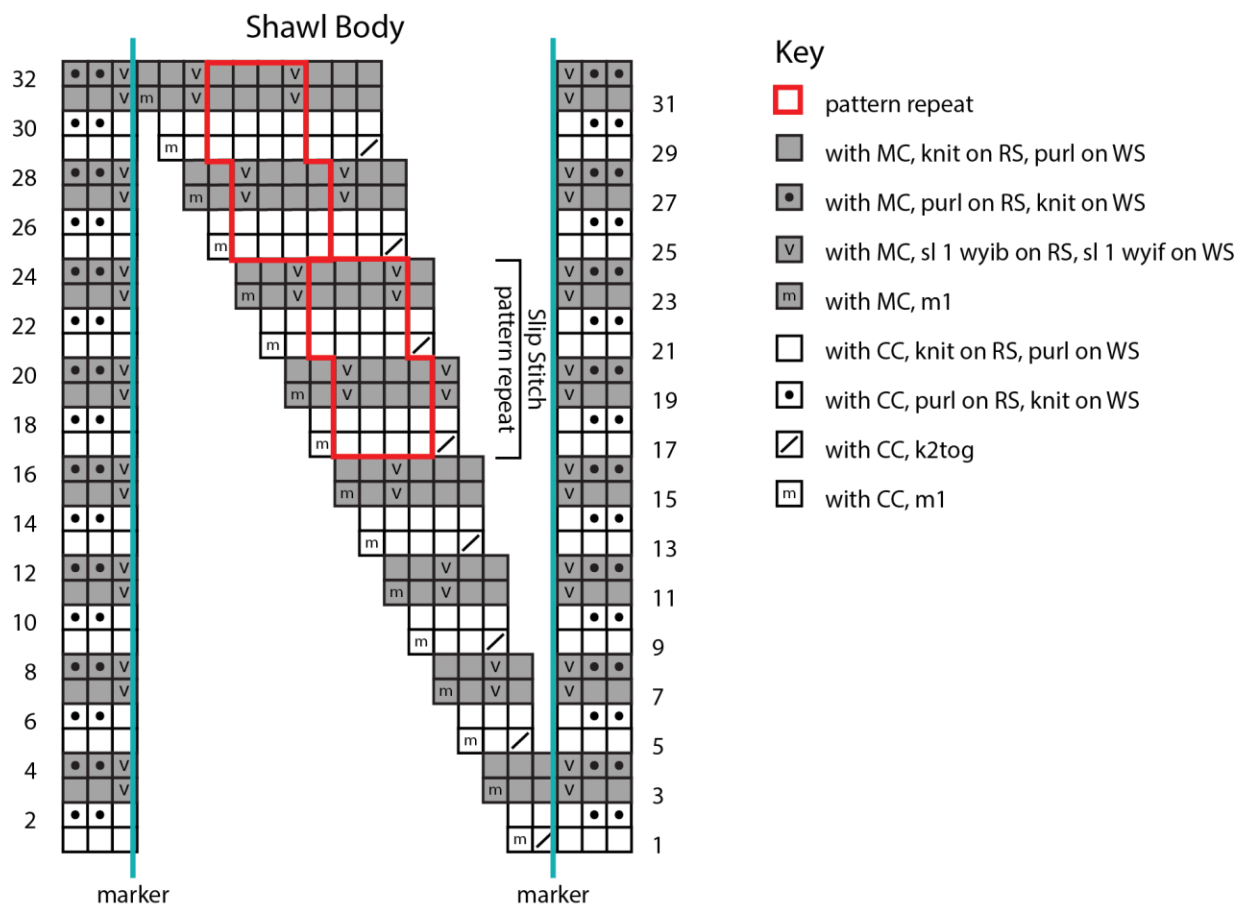
Abbreviations

bef	before
CC	contrast color
inc('d)	increase(d)
k	knit
k2tog	knit 2 stitches together (1 st dec'd)
kwise	knitwise
m	marker
m1	insert left needle from front to back under horizontal strand of yarn lying between st just worked and next st, knit or purl this st through the back loop (1 st inc'd)
MC	main color
p	purl
patt	pattern
pm	place marker
rep	repeat
RS	right side
sl	slip
st(s)	stitch(es)
WS	wrong side
wyib	with yarn held in back
wyif	with yarn held in front

Knit. Relax. Smile. Repeat!

2020 © Universal Yarn, Inc.
All rights reserved.

This pattern may not be reproduced for business, trade or sale.



Knit. Relax. Smile. Repeat!

2020 © Universal Yarn, Inc.
All rights reserved.

This pattern may not be reproduced for business, trade or sale.